

# Recycled aggregate as structural material

A. A. Tsoumani<sup>1</sup>  · N.-M. Barkoula<sup>1</sup> · T. E. Matikas<sup>1</sup>

Received: 13 December 2014 / Accepted: 30 May 2015 / Published online: 4 June 2015  
© Springer Science+Business Media Dordrecht 2015

**Abstract** The amount of construction and demolition (C&D) waste has increased considerably over the last few years. The high cost of landfill, the scarcity of natural resources coupled with the augmentation in aggregate requirement for construction, has attracted the demand and interest in aggregates from non-traditional sources. In particular, there is an increased interest from the construction industry concerning the use of recycled aggregates (RA) to replace aggregates from natural sources such as from recycled C&D wastes. Low-grade applications, including sub-base and roadwork, have been implemented in many countries; however, higher-grade activities are rarely considered. This research examines whether the use of RA in concrete production is appropriate. The utilization of RA in concrete opens a whole new range of possibilities in the reuse of materials in the building industry. In the context of this research, several aggregates' properties, which affect concrete's production, were tested using international standards. Thereafter, in order to determine whether the RA are suitable for use in the production of concrete, the results were compared with the requirements of the Greek standard ELOT 401—the Greek regulation of concrete technology (1997) and the European standard EN12620. The tests' results, led us to the conclusion that fine RA should not be used due to their low quality, while coarse RA are not excluded from concrete production.

**Keywords** C&D waste · Recycled aggregate · Concrete · Geometrical–physical properties

---

✉ A. A. Tsoumani  
anna.tsoumani@gmail.com

<sup>1</sup> Department of Materials Science and Engineering, University of Ioannina, 45110 Ioannina, Greece

## Introduction

Nowadays, C&D waste constitutes a major portion of the total solid waste production in the world. As construction wastes are classified wastes from the construction, remodeling and repairing of individual residences, commercial buildings and other civil engineering structures while as demolition wastes those from razed buildings. C&D wastes may be also produced significantly from environmental disasters, such as earthquakes, hurricanes, tornadoes, and floodwater [1]. Discarding waste without any pre-treatment provokes a considerable burden to the environment, which apart from soil and water contamination as well as air pollution, includes also aesthetic degradation, reduced property values and landscape destruction.

Preservation of the environment and conservation of the rapidly diminishing natural resources should be the essence of sustainable development. Continuous industrial development poses serious problems of C&D waste disposal, whereas on the one hand, there is critical shortage of natural aggregates (NAs) for production of new concrete. One of the ways to solve this problem is to use this 'waste' as aggregates [2–4]. Modern technology offers valuable solutions to address to this problem. Recycling C&D wastes is a very common practice in many developed countries [1].

Research by concrete engineers has clearly suggested the possibility of appropriately treating and reusing such waste as aggregate [5–8]. The studies have been going on for 50 years. In fact, none of the results showed that RA are unsuitable for structural use [9–12]. However, some hypothetical problems related to durability aspects resulted in RA being employed practically only as base filler for road construction [13]. The last few years, studies

concerning RA have been carried out in Greece [14–17], however all of them utilized RA that came from crushing old concrete of random age, composition and origin.

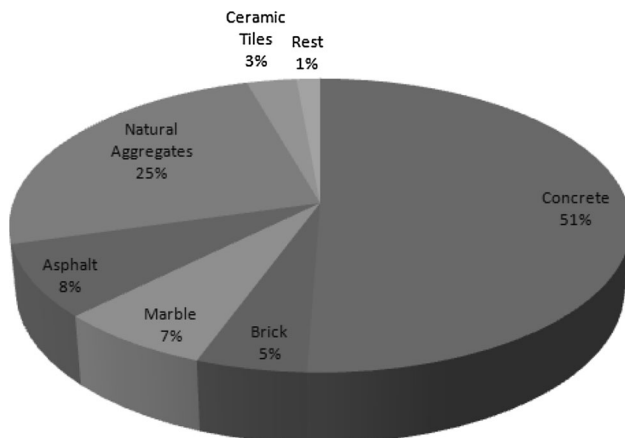
In the study presented herein, a number of tests have been carried out in order to determine the geometrical and physical properties of RA. At the same time the results were compared to the requirements of the national regulations aiming to confirm the possibility of using RA in concrete production. The novelty of this work is the use of RA that come from C&D waste containing several different material including pieces of concrete, bricks, ceramic tiles, marble, asphalt etc.

## Materials and Methods

The material used in this research was derived from a C&D waste recycling plant, administrating derivatives from excavations, construction, renovations, demolitions and other projects private or public, such as pavement and roadways' demolition, that is located in the industrial area of Thessaloniki, Greece. The origins of the C&D waste were unknown; therefore, the composition was evidently heterogeneous, depending on the type, age, use and size of the structure it came from.

The sample of C&D waste used as RA contained: pieces of concrete, bricks, ceramic tiles, marble, asphalt and NA (sand, carved stones, gravel). Besides, it contained a small percentage of: mosaic, wood, plasterboard, plywood, pieces of plumbing parts, plastic parts, metal objects (wires, screws, etc.), cables, paper, dirt and other pollutants. The percentage of each material in our sample is presented in Fig. 1, showing that the largest part obtained is concrete, as it is the most used construction material nowadays.

The plants for production of RA are often not much different from that for crushed aggregates from rock.



**Fig. 1** C&D waste composition



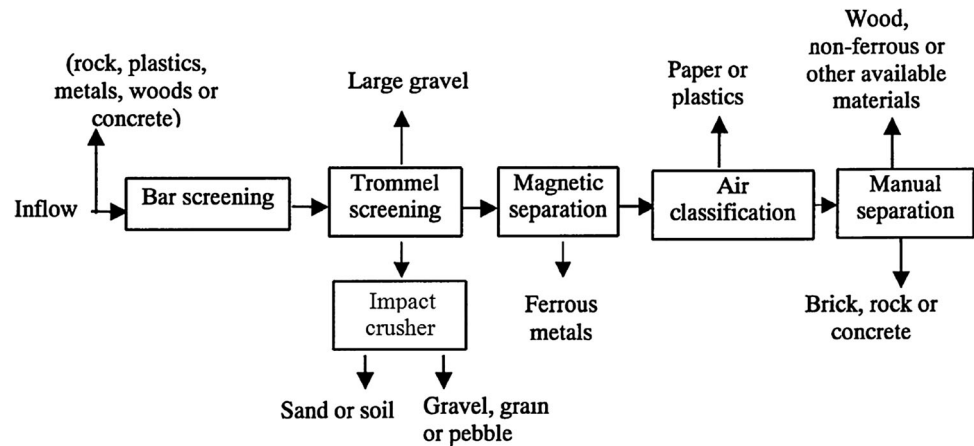
**Fig. 2** C&D waste recycling production plant [18]

Figure 2 presents a panoramic photograph of the C&D waste recycling production plant and Fig. 3 illustrates the mechanical sorting process used, consisting of six operation units. This process includes bar screening, trommel screening, disk screening, impact crusher, magnetic separation, air classification and final manual separation.

The C&D wastes are delivered to the facility site by trucks and dumped onto the floor. Bulky wastes such as rock, plastic, wood, steel, or concrete, are first sorted using a vibrating screen. Wastes, such as sand, soil, gravel, grain, or pebbles, smaller than the mesh size of the vibrating screen are passed through the first operation unit and sent into the horizontal trommel screen and impact crusher in sequence. Ferrous metals can be extracted from C&D wastes directly using an overhead magnetic separator. Recovered ferrous metals can be collected for material recycling, recovery and reuse. The air classifier further isolates inert materials, such as wood or plastic from the other available C&D wastes. Residual waste materials, passing through the air classifier, are sent into a manual sorting unit (pick station) for further separation. Products gathered from the manual separation process consist mainly of wood chips and other residues, such as scrap tires [18]. Via this process, RA of four size fractions are produced: <5, 6–11, 12–25 and 26–55 mm.

## Properties of RA

Due to the variability in the composition of RA, it is essential to carefully study their properties. In the context of this research, the aggregates' properties that affect concrete's production were tested using international standards (ASTM-EN), as shown in Table 1. Particularly, the following geometric properties were determined: particle size distribution (sieving method), shape and texture, percentage of shells in coarse aggregates, percentage of fines and assessment of fines (methylene blue test and sand equivalent value) and the following physical properties: resistance to degradation by abrasion and impact (Los Angeles machine), specific gravity, water absorption and Sodium Sulfate Soundness Test Mass Loss. The geometric properties affect the composition and pumping of concrete,

**Fig. 3** Mechanical sorting process**Table 1** Aggregates' properties – corresponding Standard

Property	Fine	Coarse	Standard
<i>Geometrical</i>			
1 Particle size distribution (sieve analysis)	X	X	ASTM C136
2 Determination of the amount of material finer than a 75 µm (No 200) sieve in aggregate by washing	X	X	ASTM C117
3 Determination of particle shape—Flakiness Index		X	EN 933-3
4 Determination of shell content—percentage of shells in coarse aggregates		X	EN 933-7
5 Sand equivalent value of soils and fine aggregate	X		ASTM D2419
6 Assessment of fines-methylene blue test	X		EN 933-9
<i>Physical</i>			
7 Resistance to degradation of small-size coarse aggregate by abrasion and impact in the Los Angeles machine		X	ASTM C131
8 Specific gravity and absorption of fine aggregate	X		ASTM C128
9 Specific gravity and absorption of coarse aggregate		X	ASTM C127
10 Soundness of aggregate by use of sodium sulfate	X	X	AASHTO T 104

while physical properties affect the strength and durability of concrete.

Thereafter, whether the RA are suitable for use in the production of concrete was determined by comparing the tests' results with the requirements of the Greek standard ELOT 401—the Greek regulation of concrete technology (1997) and the European standard EN12620. Furthermore, the results were compared to the properties of NA and the expected properties of RA based on international literature.

In this point, it is essential to mention that for each property a sample was collected according to the standard ASTM D75 so that the samples obtained would show the nature and condition of the materials which they represent. Furthermore, the samples were reduced to the appropriate size for testing, employing a technique that is described in the test ASTM C702: Method B—Quartering. In addition, the results of each test were the average of three independent measurements.

## Results

### Grading of Coarse and Fine Aggregates

Test method ASTM C136 was used to determine the compliance of the particle size distribution of both coarse and fine aggregates with nominal size larger than 75-µm. This method included sieving a sample of aggregate with standard sieve frames that conformed to the requirements of specification ASTM E11. Accurate determination of material finer than the 75-µm (No. 200) sieve was achieved by washing, according to test Method C117. Table 2 presents the tests' results. As mentioned previously four size fractions of RA were provided: <5, 6–11, 12–25 and 26–55 mm.

The possibility of using these aggregates as concrete aggregates was investigated at first by comparing their grading with the grading of NA provided by a local quarry

**Table 2** Sieve analysis of RA

Sieve designation ASTM E11	Sieve size (mm)	Recycled aggregates			
		Fine	Coarse		
		Nominal size (mm) 0–5 mm % passing	6–11 mm	12–25 mm	26–55 mm
1 1/2"	38.1	100.00	100.00	100.00	100.00
1"	25.0	100.00	100.00	99.42	46.60
3/4"	19.0	100.00	100.00	82.75	35.02
1/2"	12.5	100.00	100.00	48.66	33.57
3/8"	9.50	100.00	98.92	26.07	33.18
No 4	4.75	99.44	40.05	11.43	32.10
No 8	2.36	74.16	16.20	10.32	31.78
No 16	1.18	52.90	15.30	9.68	31.54
No 30	0.60	37.84	14.62	9.01	31.26
No 50	0.30	24.83	13.77	8.07	30.83
No 60	0.25	22.59	13.55	7.84	30.71
No 200		14.08	11.54	6.34	30.03

**Table 3** Sieve analysis of NA

Sieve designation ASTM E11	Sieve size (mm)	Natural aggregates		
		Fine	Coarse	
		Nominal size (mm) 0–5 mm % passing	6–9.5 mm	10–25 mm
1 1/2"	38.1	100.00	100.00	100.00
1"	25.0	100.00	100.00	96.17
3/4"	19.0	100.00	100.00	65.15
1/2"	12.5	100.00	100.00	8.32
3/8"	9.50	100.00	93.20	3.34
No 4	4.75	99.99	36.10	2.08
No 8	2.36	86.96	2.50	1.74
No 16	1.18	53.35	1.50	1.53
No 30	0.60	33.38	1.40	1.48
No 50	0.30	22.36	1.40	1.39
No 60	0.25	20.57	1.30	1.37
No 200	0.075	13.47	1.30	1.24

(Table 3). Three different size fractions of NA were provided and examined. As seen comparing Tables 2 and 3, RA have grading similar to natural ones.

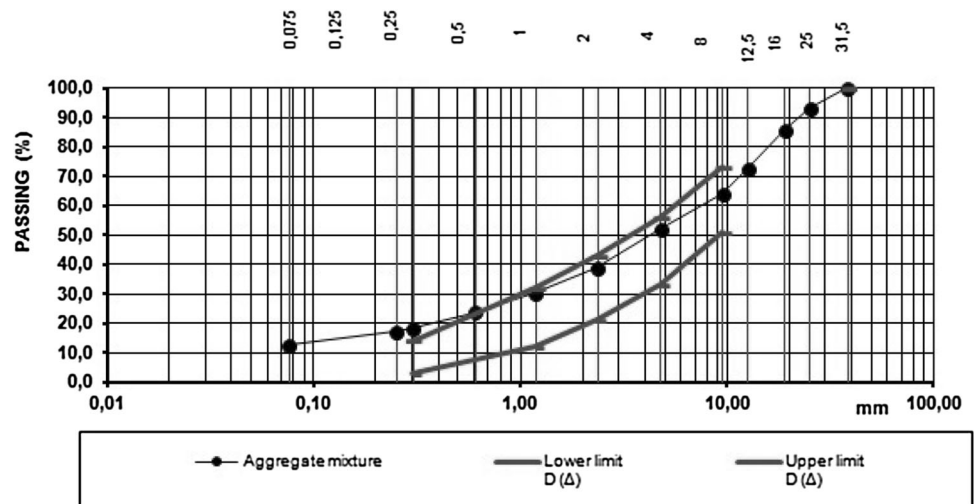
The possibility of using them in concrete production was then investigated according to the requirements of the Greek standard ELOT 401—the Greek regulation of concrete technology (1997) [19]. For this purpose, a theoretical concrete mix was formed, as ELOT-401 provides lower and upper limits only for aggregate mixtures. The theoretical mix was designated for reinforced concrete that is the most commonly used concrete type in Greece. Moreover,

according to the same regulation aggregates that are used for concrete production should have a nominal size of lower than 25 mm. In order to design the aggregates' mix, the proportion of each component was determined in such a way that the aggregates' mix is within the limitations of ELOT-401 [19], as presented in Table 4. The aggregates' mix grading is defined as relation between size of standard sieve  $X_i$  (mm) and the total amount passing through this sieve  $Y_i$  ( $X_i$ ). This relation is reflected by graphics (Fig. 4) by means of grading curves for the aggregates' mix and also the upper–lower limits that are required.

**Table 4** Theoretical aggregates' mixture grading

Sieve designation ASTM E11	Sieve size (mm)	Percentage in aggregate mixture				Aggregate mixture	Subarea (D)	
		40 %	10 %	38 %	12 %		Lower limit D	Upper limit D
		0–5 mm	6–11 mm	12–25 mm	26–55 mm			
1 1/2"	38.1	100.00	100.00	100.00	100.00	100.0	100	100
1"	25.0	100.00	100.00	99.42	46.60	93.3	95	100
3/4"	19.0	100.00	100.00	82.75	35.02	85.6		
1/2"	12.5	100.00	100.00	48.66	33.57	72.5	61	80
3/8"	9.50	100.00	98.92	26.07	33.18	63.8	51	73
No 4	4.75	99.44	40.05	11.43	32.10	52.0	33	56
No 8	2.36	74.16	16.20	10.32	31.78	39.0	21	43
No16	1.18	52.90	15.30	9.68	31.54	30.2	12	32
No 30	0.60	37.84	14.62	9.01	31.26	23.8	6	23
No 50	0.30	24.83	13.77	8.07	30.83	18.1	3	14
No 60	0.25	22.59	13.55	7.84	30.71	17.1	2	13
No 200	0.075	14.08	11.54	6.34	30.03	12.8		

**Fig. 4** Theoretical aggregates' mix curve



**Particle Shape of Coarse Aggregates**

The shape of aggregates is required only for coarse aggregates that pass the 80 mm sieve and are retained on the 4 mm sieve. It is determined in terms of the flakiness index according to EN 933-3. This test consists of two sieving operations and the flakiness index is calculated as the total mass of particles passing the bar sieves expressed as a percentage of the total dry mass of particles tested. In simple terms, flakiness index expresses the amount of aggregates that are flaky and elongated. The results were related to the requirements of Standard EN 12620 [20]. EN 12620 does not provide an upper or a lower limit but instead specifies categories according to the value of flakiness index. However, high values of flakiness index should be avoided in concrete aggregates, as it increases the

degradation of the concrete mixes [21]. The results that are presented in Table 5, lead to the assumption that the aggregates of frame 25–55 mm are more elongated than the other two frames.

**Shell Content of Coarse Aggregates**

This property is applied to aggregates with particle size fractions  $d_i/D_i$  where  $D_i \leq 63$  mm and  $d_i > 4$  mm (coarse aggregates) and is determined according to EN 933-7. The test consists of sorting by hand, shells and shell fragments from a test portion of coarse aggregate. The shell content is determined as the proportion of the mass of shells and shell fragments to the mass of the test portion. The shell content, SC, is expressed as a percentage. In our sample, there were neither shells nor shell fragments, so shell content equals:

**Table 5** Flakiness index

Frame (mm)	Flakiness index	Category (according to EN12620)
6–11	FL = 12 < 15	FL <sub>15</sub>
12–25	FL = 10 < 15	FL <sub>15</sub>
26–55	FL = 28 < 35	FL <sub>35</sub>

SC = 0 %. Standard EN 12620 specifies categories based on the SC values just as those of flakiness index [20]. Our sample resided in category SC<sub>10</sub> (SC = 0 % < 10).

**Fines Quality**

The harmfulness of fines in fine aggregate, including filler aggregate, was evaluated using two different indicators: (1) Sand equivalent and (2) Methylene blue test according to standard tests ASTM D 2419 and EN 933-9 accordingly.

**Sand Equivalent**

The purpose of this test method is to indicate, under standard conditions, the relative proportions of clay-like or plastic fines and dust in granular soils and fine aggregates that pass the No. 4 (4.75-mm) sieve. The term “sand equivalent” (SE) expresses the concept that most granular soils and fine aggregates are mixtures of desirable coarse particles, sand, and generally undesirable clay or plastic fines and dust. The SE value was estimated to 59. According to Greek standard ELOT 401 the SE value should exceed the lower limit of SE = 65. Therefore, fine RA are not appropriate for use as concrete aggregates.

**Methylene Blue (MB) Test**

During this test, increments of a solution of methylene blue are added successively to a suspension of the test portion in water. The absorption of dye solution by the test portion is checked after each addition of solution and is related to the fines quality. In particular, the higher the MB value, the lower the fines quality. The MB value was estimated to 2. In standard EN 12620, is mentioned that MB value should be less than a particular specified limit, but this limit is not

specified. According to the French Standard NF XP P 18-540 this value should be lower than 1 (MB < 1) [22]. In addition, research projects compiled in Greece define that the value of MB should be lower than 1.2 (MB < 1.2) [23] Therefore, this test also concludes to the unsuitability of fine RA for use as concrete aggregates.

**Resistance to Fragmentation of Coarse Aggregates**

This property refers to the measure of degradation of mineral aggregates of standard grading resulting from a combination of actions including abrasion or attrition, impact, and grinding in a rotating steel drum containing a specified number of steel spheres, the number depending upon the grading of the test sample. It was carried out according to ASTM C131 test method that is applied to coarse aggregate smaller than 37.5 mm (1 1/2 in.) using the Los Angeles testing machine (LA). The LA value was estimated to 42.90 % higher than 40 % that is the lower limit specified by ELOT 401. As a consequence, this value does not exclude the use of coarse RA as concrete aggregates.

**Specific Gravity and Absorption**

Test method ASTM C 127 is used to determinate the specific gravity and absorption of coarse aggregate. The specific gravity is expressed as bulk specific gravity (SSD) (saturated-surface-dry) and both bulk specific gravity (SSD) and absorption are based on aggregate after 24 h soaking in water. Alike, test method ASTM C 128 is used to determine the bulk specific gravity (SSD) (saturated-surface-dry) and absorption of fine aggregate after 24 h soaking in water. The tests’ results are presented in Table 6.

Both Standards ELOT 401 and EN 12620 do not specify lower or higher limits as a requirement. Owing to this, in order to criticize the results a comparison to the bulk specific gravity (SSD) and absorption of NA was made. The corresponding values are presented in Table 7. We observe that both RA and NA have similar bulk specific gravity (SSD) but on the other hand the absorption of the RA values is three to four times higher than those of the

**Table 6** Bulk specific gravity (SSD) and absorption of RA

	Recycled aggregates			
	Fine 0–5 mm	Coarse		
		6–11 mm	12–25 mm	26–55 mm
Absorption (%)	8.90	4.80	5.40	6.80
Bulk specific gravity/saturated—surface—dry (kg/m <sup>3</sup> )	2.25	2.36	2.39	2.34

**Table 7** Bulk specific gravity (SSD) and absorption of NA

	Natural aggregates		
	Fine	Coarse	
	0–5 mm	6–9.5 mm	10–25 mm
Absorption (%)	2.60	1.35	1.40
Bulk specific gravity/ saturated—surface— dry (kg/m <sup>3</sup> )	2.52	2.56	2.60

**Table 8** Durability

Mass loss	Estimated value (%)	Higher specified limits by ELOT-401 (%)
Fine aggregates	19	10
Coarse aggregates	9	12

NA. This high value of the absorption may cause serious problems during the production of concrete.

### Durability—Soundness of Aggregate by Use of Sodium Sulfate

The durability is tested by estimating the aggregates' soundness when subjected to weathering action in concrete or other applications. This is accomplished by repeated immersion in saturated solutions of sodium sulfate followed by oven drying to partially or completely dehydrate the salt precipitated in permeable pore spaces, according to AASHTO T 104 Standard. The results compared to the higher specified limits by ELOT 401, are presented in Table 8. It is obvious that fine RA do not fulfill the requirements in order to be used as concrete aggregates as opposed to coarse RA.

### Conclusion

The tests' results, led us to the conclusion that the use of fine RA in concrete for structural use is generally not recommended. Fine RA (with nominal particle size: 0–5 mm) should not be used in concrete production due to their low quality: both sand equivalent value and blue methylene test value are lower than those required by the corresponding standards. The same problem is presented in fine RA's durability.

Contrary, the tests did not exclude the use of coarse RA. However, only those with nominal particle size: up to 25 mm, should be used in concrete production as their grading resembles to the one of NAs. However, their high water absorption and their heterogeneity may affect in a negative way the concrete's properties. Further experimental

investigation is required in order to reassure that their use in concrete production is possible. Probably, RA could be used in lower end applications of concrete. Either way the use of RA in concrete provides a promising solution to the problem of C&D waste management. Greater efforts are needed in the direction of creating awareness, and relevant specifications to clearly demarcate areas where RA can be safely used.

**Acknowledgments** The authors would like to thank “Anakiklosi Adranon Macedonias” (Macedonia's aggregates recycling company) for providing the samples of RA and especially Mr. Christoglou for his useful advice. The authors also wish to acknowledge TITAN Group and Mr. Leptokaridis in particular for their advice and experimental assistance.

**Conflict of interest** The authors do not have any conflict of interest with any organisation. In particular no organization may in any way gain or lose financially from the results or the conclusions of their study. Furthermore, the authors have no competing financial interests to any organization.

### References

- Huang, W.L., Lin, D.H., Chang, N.B., Lin, K.S.: Recycling of construction and demolition waste via a mechanical sorting process. *Resour. Conserv. Recycl.* (2002). doi:[10.1016/S0921-3449\(02\)00053-8](https://doi.org/10.1016/S0921-3449(02)00053-8)
- Rao, A., Jha, K.N., Misra, S.: Use of aggregates from recycled C&D waste in concrete. *Resour. Conserv. Recycl.* **50**, 71–80 (2006)
- González, V.C.L., Moriconi, G.: The influence of recycled concrete aggregates on the behavior of beam-column joints under cyclic loading. *Eng. Struct.* **60**, 148–154 (2014)
- Qasrawi, H., Marie, I.: Towards better understanding of concrete containing recycled concrete aggregate. *Adv. Mater. Sci. Eng.* (2013). doi:[10.1155/2013/636034](https://doi.org/10.1155/2013/636034)
- Tabsh, S.W., Abdelfatah, A.S.: Influence of recycled concrete aggregates on strength properties of concrete. *Constr. Build. Mater.* **23**, 1163–1167 (2009)
- Manzi, S., Mazzotti, C., Bignozzi, M.C.: Short and long-term behavior of structural concrete with recycled concrete aggregate. *Cem. Concr. Compos.* **37**, 312–318 (2013)
- Silva, R.V., De Brito, J., Dhir, R.K.: Properties and composition of recycled aggregates from construction and demolition waste suitable for concrete production. *Constr. Build. Mater.* **65**, 201–217 (2014)
- Arezoumandi, M., Smith, A., Volz, J.S., Khayat, K.H.: An experimental study on flexural strength of reinforced concrete beams with 100 % recycled concrete aggregate. *Eng. Struct.* **88**, 154–162 (2015)
- Tošić, N., Marinković, S., Dašić, T., Stanić, M.: Multicriteria optimization of natural and recycled aggregate concrete for structural use. *J. Clean. Prod.* **87**, 766–776 (2015)
- Silva, R.V., De Brito, J., Dhir, R.K.: Tensile strength behavior of recycled aggregate concrete. *Constr. Build. Mater.* **83**, 108–118 (2015)
- Silva, R.V., De Brito, J., Dhir, R.K.: Prediction of the shrinkage behavior of recycled aggregate concrete: a review. *Constr. Build. Mater.* **77**, 327–339 (2015)
- Wang, Y., Chen, J., Geng, Y.: Testing and analysis of axially loaded normal-strength recycled aggregate concrete filled steel tubular stub columns. *Eng. Struct.* **86**, 192–212 (2015)

13. Etxeberria, M., Mari, A.R., Vazquez, E.: Recycled aggregate concrete as structural material. *Mater. Struct.* **40**, 529–541 (2007)
14. Oikonomou, N.D.: Recycled concrete aggregates. *Cem. Concr. Compos.* **27**, 315–318 (2005)
15. Anastasiou, E., Filikas, K.G., Stefanidou, M.: Utilization of fine recycled aggregates in concrete with fly ash and steel slag. *Constr. Build. Mater.* **50**, 154–161 (2014)
16. Stefanidou, M., Anastasiou, E., Filikas, K.G.: Recycled sand in lime-based mortars. *Waste Manag.* **34**(12), 2595–2602 (2014)
17. Mavridou, S., Oikonomou, N.: Experimental approach of the use of industrially recycled aggregates in the production of new concrete. Part II, 16th Concrete Conference, TEE, ETEK, Pafos, Cyprus (2009)
18. <http://anakyklosi-am.gr/>
19. Greek standard ELOT 401—the Greek regulation of concrete technology (1997)
20. British Standard EN 12620:2002
21. Vyawahare, M.R., Modani, P.O.: Improvement in workability and strength of concrete with flaky and elongated aggregates. CI-Premier LTD, (2009)
22. Institut Francais des Sciences et Technologies des Transports, de l' Amenagement et des Reseaux (IFSTTAR), La Nouvelle Norme Sur Les Granulats, XP P15-540 (2010)
23. Chrisovelidou, D.: Concrete aggregates, ELOT EN 206-1 & ELOT EN 12620, Lafarge, (2012)